



Edgewood Elementary

3028 Howden Muskegon Heights, MI 49444
Muskegon Heights Public School Academy System
Phone 231-830-3200 • mhtigers.org
Brenda Rybacki, Principal

Dear Kindergarten Families,

This letter is to provide information about what to expect when a remote learning day is called due to a weather emergency.

Ms. Webster class will complete the packet that was sent home in the "Virtual Learning Day" folder. If the folder has been lost or misplaced, please visit our website and click on the remote learning day tab to view additional materials.

OVERALL EXPECTATIONS:

Teacher will be available for two 45 minute sessions. One session will be held in the morning from 9:00 – 9:45. The second session will be held in the afternoon from 1:00 – 1:45. Students will be required to join both sessions to receive credit for attending school that day.

Students can join the work session by computer or phone at the following link:

<https://classroom.google.com/c/NTIzNjU3MzI4MzIx?cjc=e4com7c>

Google Meet joining info

Google Classroom Name: Ms Webster 2023/2024

Video call link: <https://meet.google.com/taa-joye-ijj>

Or dial: +1315 757 0511 pin 213 638 753#

Attendance is taken based on students logging in or phoning in

Work is being graded just as if they were in-person

Parent Expectations:


Assist your child with logging on or phoning into class

Check our website if you need information

Help your child, but do not complete the work for them

If you have any issues with technology email the teacher at: swebster@mhtigers.org

Let's all hope for an early Spring



Kites


If you go to a park on a windy day, you may see someone flying a kite. Kites can be a fun toy for kids to play with, but did you know that they were invented thousands of years ago in China? The earliest written account of kite flying was around 200 B.C. when a Chinese general flew a kite over the walls of a city he was attacking. His troops were going to tunnel underground to sneak into the city, so the general used the kite to measure the distance they would have to travel to get inside, past the enemy's defenses. With this information, they made it inside, surprising and defeating the enemy!

The first kites were made from bamboo stems and silk, both of which are plentiful in China. The bamboo was used to make the framework. It is strong, but lightweight since it is hollow. Silk fabric was used to cover the framework, and thin threadlike pieces of silk were used for the flying line.

Kites have been used for many purposes. Besides measuring distances, they also have been used to send messages, go fishing, and even do science experiments. In 1752, Benjamin Franklin flew a kite in a storm and proved that lightning was electricity. In 1822, a school teacher named George Pocock used a pair of kites to pull his carriage at speeds of up to 20 miles per hour!

Kites today come in all different shapes and sizes. The smallest kite that flies is only 5 millimeters tall. That is smaller than the width of your finger! The longest kite is over 3,000 feet, which is more than half a mile long!





Name _____

Kites

Answer the questions below. Use crayons or colored pencils to underline your evidence in the passage.



What did the Chinese general use a kite for?



Why was bamboo a good choice for the framework of a kite?



What are 3 things kites have been used for?



What did Benjamin Franklin prove by using a kite?



How long is the biggest kite?


Make an inference. Bamboo is a type of what?

candy fish plant



Circle words or phrases in the passage that gave you a clue.

Design your own kite. Draw it below.



Pete the Pig

This is Pete. He is a pig. He is big and pink. He likes to play and have fun with his pig pals. They love to run and jump in the sticky brown mud. It is so funny to see. Mud goes up in the air. After they play, they eat a lot of slop.

--	--	--

Name _____

Read the story 3 times. Answer the questions.
Use the colors to underline your evidence.



Pete is big and _____.

brown pink red



The pigs jump in the _____.

mud slop pond



They eat a lot of _____.

pigs mud slop

Draw a picture of a time you got messy.

Read the passage 3 times.

Answer the questions below. Underline your evidence.



The Sandcastle Mystery

Kim and her family went to the beach for a summer vacation. Every day she played with a beach ball, looked for seashells, and splashed in the big waves. But her favorite thing to do was build sandcastles!

One day she built a big sandcastle, with a moat around it and a flag on top. She was so proud of it. The next morning she went to find her sand castle, but it was gone! What could have happened to it? She was a little sad, but decided to just build another one. The next day when she looked, that sandcastle was gone too! Now she was getting upset. Who was ruining her sandcastles? She decided to find out for herself.

She built one more sandcastle, then watched out the window of her beach house at night to see what happened. As she watched, she noticed the ocean water was getting closer and closer to her sandcastle. Pretty soon, the water reached the sandcastle and covered it up. "Oh!" thought Kim. "It wasn't a person at all, it was just the tide!" She laughed at herself and finally fell asleep.

--	--	--



What are 2 things Kim did at the beach? _____



What did Kim think happened to her sandcastles at first? _____



What was really happening to them? _____

Design and draw a sandcastle.

Make an inference. Why did Kim laugh at herself?

Circle words or phrases in the passage that gave you a clue.




Read the passage 3 times.

ELA

Name _____

Answer the questions below. Underline your evidence.



Kites

If you go to a park on a windy day, you may see someone flying a kite. Kites can be a fun toy for kids to play with, but did you know that they were invented thousands of years ago in China?

The first kites were made from bamboo stems and silk. Kites have been used for measuring distances, sending messages, fishing and even doing science experiments. In 1752 Benjamin Franklin flew a kite in a storm and proved that lightning was electricity.

Kites today are all different shapes and sizes. The smallest kite that flies is only 5 millimeters tall. That is smaller than the width of your finger! The longest kite is over 3,000 feet, which is more than half a mile long!

--	--	--



Where were kites invented?



What were the first kites made of?



How long is the longest kite?

Design your own kite and draw it below.

Make an inference.








Bamboo is a type of what?

plant fish candy

Circle words or phrases in the passage that gave you a clue.










MARSH HABITAT









Name: _____

MOUNTAINS HABITAT









Name: _____

FOREST HABITAT









Name: _____

DESERT HABITAT



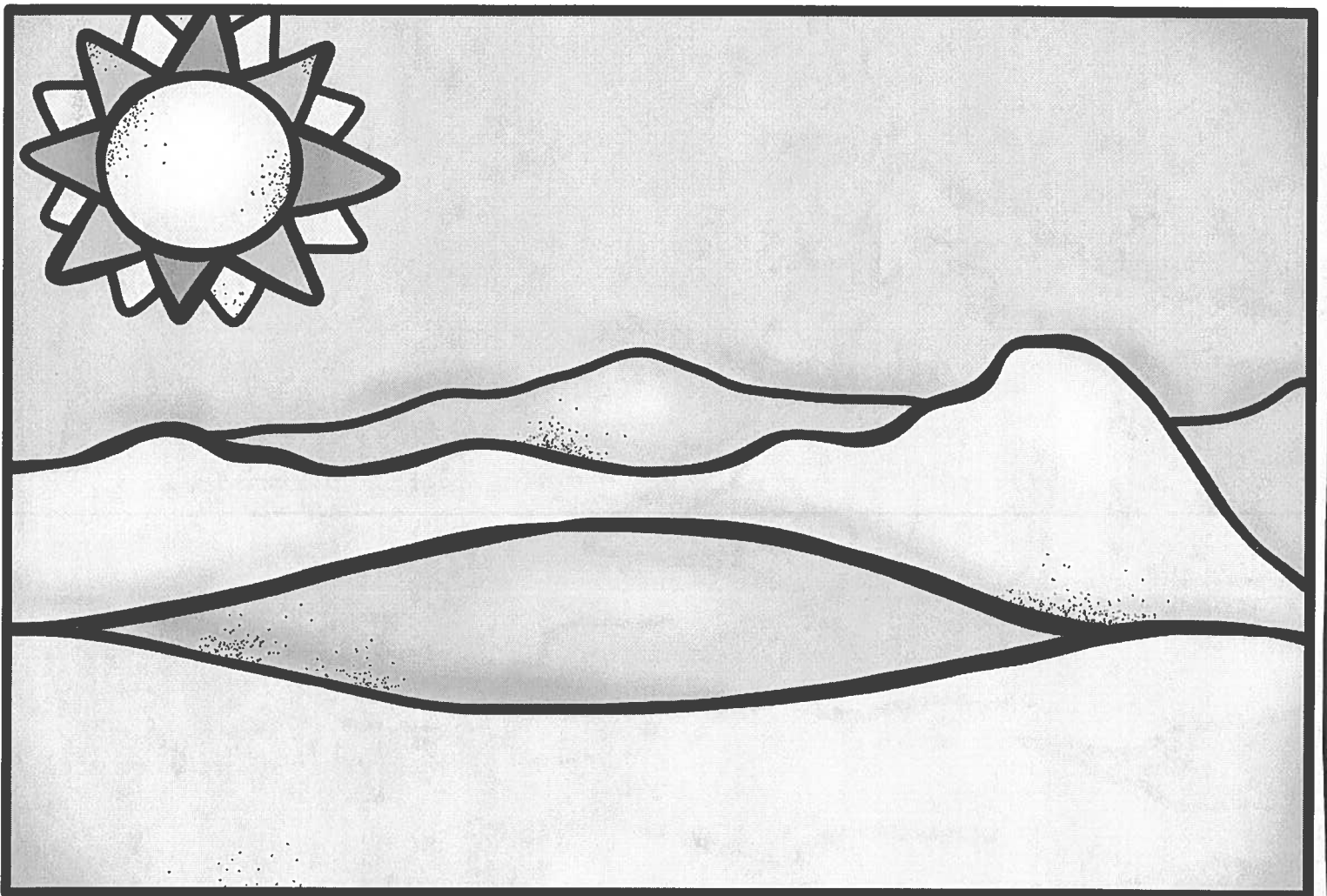






Name: _____

BEACH HABITAT










Name: _____

ANTARCTIC HABITAT



Name: _____

ARCTIC HABITAT



Name: _____

NAME: _____

DATE: _____

WANTS & NEEDS

There are some things that we **NEED** to survive and other things we only **WANT**. Look at each picture and circle if that item is a want or need.



want need



want need



want need



want need



want need



want need



want need



want need



want need



want need


Name: _____

Date: _____

Needs and Wants








Cut out the pictures below, and paste them into the correct column.

Needs	Wants



Name _____ Date _____

Circl the correct number.


5 6	
7 8	
5 4	
10 9	
6 4	
8 7	
3 2	

COUNT AND COLOR


Name _____

Date _____


9



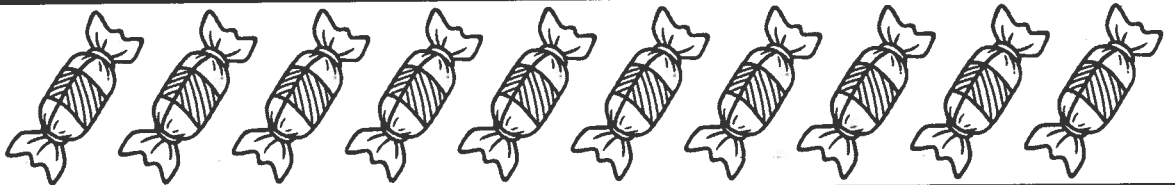
5




2




10



8




3



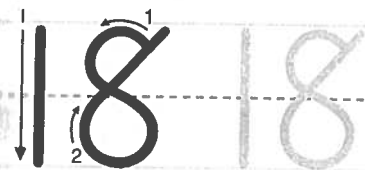
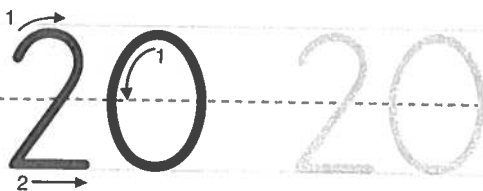
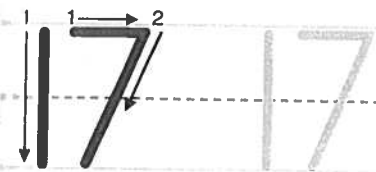
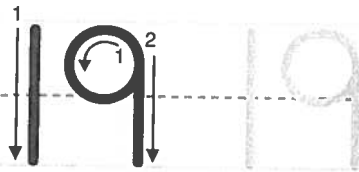
7



4



Trace and write the numbers 16-20.



Write the next number in each set.

1.

7	8	
---	---	--

2.

2	3	
---	---	--

3.

14	15	
----	----	--

4.

18	19	
----	----	--

* I can trace my numbers! *

1	●	1	1	1	1	1
2	●●	2	2	2	2	2
3	●●●	3	3	3	3	3
4	●●●●	4	4	4	4	4
5	●●●●●	5	5	5	5	5
6	●●●●●●	6	6	6	6	6
7	●●●●●●●	7	7	7	7	7
8	●●●●●●●●	8	8	8	8	8
9	●●●●●●●●●	9	9	9	9	9
10	●●●●●●●●●●	10	10	10	10	10

* I can trace my numbers! *

1 1 1 1 1 1 1 1



2 2 2 2 2 2



3 3 3 3 3 3



4 4 4 4 4 4



5 5 5 5 5 5



6 6 6 6 6 6



7 7 7 7 7 7



8 8 8 8 8 8



9 9 9 9 9 9



20 20 20 20 20 20



Writing Lowercase Letters


Name: _____

Date: _____

Instructions:

Starting at the beginning of the alphabet, write all the lowercase letters in the boxes below.

<hr/> <hr/> <hr/>	<hr/> <hr/> <hr/>	<hr/> <hr/> <hr/>	<hr/> <hr/> <hr/>	<hr/> <hr/> <hr/>
<hr/> <hr/> <hr/>	<hr/> <hr/> <hr/>	<hr/> <hr/> <hr/>	<hr/> <hr/> <hr/>	<hr/> <hr/> <hr/>
<hr/> <hr/> <hr/>	<hr/> <hr/> <hr/>	<hr/> <hr/> <hr/>	<hr/> <hr/> <hr/>	<hr/> <hr/> <hr/>
<hr/> <hr/> <hr/>	<hr/> <hr/> <hr/>	<hr/> <hr/> <hr/>	<hr/> <hr/> <hr/>	<hr/> <hr/> <hr/>
<hr/> <hr/> <hr/>	<hr/> <hr/> <hr/>	<hr/> <hr/> <hr/>	<hr/> <hr/> <hr/>	<hr/> <hr/> <hr/>
<hr/> <hr/> <hr/>	<hr/> <hr/> <hr/>	<hr/> <hr/> <hr/>	<hr/> <hr/> <hr/>	<hr/> <hr/> <hr/>
<hr/> <hr/> <hr/>				



Aa Bb Cc Dd

Ee Ff Gg Hh

Ii Jj Kk Ll

Mm Nn Oo Pp

Qq Rr Ss Tt

Uu Vv Ww

Xx Yy Zz

Name: _____

Let's Make a Sentence!



Color the picture.



Glue the words in the correct order to make a sentence.

--	--	--	--	--



Write the sentence.

see

I

big

fish.

three

